

oo  
stonearth



**NATURAL BATHROOMS**

OAK | WALNUT | TRAVERTINE | GRANITE | MARBLE | STAINLESS STEEL



# stonearth

natural bathrooms

## KEEPING IT NATURAL

At Stonearth, we're passionate about using the most natural of materials to create your perfect bathroom. In our opinion, solid natural materials and first-class craftsmanship are fundamental to great design. Which is why we can design you sensuous bathrooms that are not only your perfect sanctuary – it comes with that special wow-factor too. Every piece of bathroom furniture made from natural material is a little piece of nature. It's like bringing the best of the outdoors, indoors.

## THE COMPLETE NATURAL BATHROOMS

Imagine the feel of natural stone under your feet as you shower. Or running your hands along a travertine bath as you indulge in a little me-time. With Stonearth, you don't need to travel halfway across the globe to an exotic spa for a divine bathroom the way nature intended. You can have it in your own home.

Designing your very own natural bathroom is effortless with Stonearth. Whether you're after an open layout in a family bathroom or need storage space in an en-suite, with our extensive matching ranges of natural stone and solid wood bathroom furniture from basins and mirrors to taps and WC units – we've got it covered.

We hope you enjoy this brochure and look forward to discussing how we can make your natural bathroom a reality.

Whether you're after design advice, support or technical information, give us a call on **0115 714 8030**. Or for more inspiration, visit our website or pop into your local retail specialist. You can even order some samples to look at in the comfort of your own home.

[www.stonearth.co.uk](http://www.stonearth.co.uk)

OAK | WALNUT | TRAVERTINE | GRANITE | MARBLE | STAINLESS STEEL

# CONTENTS

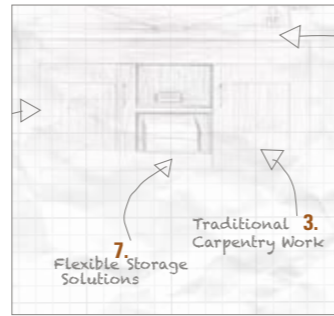
## PRODUCT INFORMATION



p.6 Handmade in Solid Wood



p.8 Real Natural Stone



p.10 Why Choose Stonearth

## FLOOR STANDING WASHSTANDS



p.14 Finesse



p.26 Finesse Tall



p.38 Inspire



p.46 Prestige



p.52 Prestige Plus

## WALL HUNG WASHSTANDS



p.62 Venice



p.72 Entice

## PETITE WASHSTANDS



p.78 Petite Washstand Sets

## STONE AND TRAVERTINE BASINS



p.84 Counter Tops & Basins



p.94 Inset Basins: Vienna



p.96 Inset Basins: Horizon

## STORAGE, MIRRORS & CABINETS



p.98 Mirrors & Mirror Cabinets



p.102 Storage Units



p.104 Shelves

## BATHS, SHOWER TRAYS & WC UNITS



p.106 Back to Walls WC Units



p.106 Bath Panels



p.108 Stone Baths & Shower Trays

## TAPS, SHOWERS & ACCESSORIES



p.110 Taps, Showers & Wastes in Stainless Steel



p.118 Bathroom Wastes



p.120 Bathroom Accessories in Stainless Steel

P.124 FEATURES & BENEFITS

P.126 MATERIALS & COLOUR

P.130 HOW TO ORDER GUIDE

P.132 PRODUCT COMBINATION GUIDE

**100% SOLID WOOD. 100% HANDMADE.**

The natural look is in demand. Especially when it comes to bathrooms. After all, nothing says 'relaxation' like the great outdoors. It's why we insist every piece of our collection is made from 100% solid oak and walnut. You won't find any oak 'finishes' or real wood 'veneer' on our watch.

Every piece of wood we source and use is unique, with natural variations in the organic grain and a distinctive tone. Our furniture reflects the natural beauty of the material because we think the product design shouldn't overpower the character and authenticity of the piece. And our designs are all about details that complement the natural appeal of the wood. At the end of the day, good craftsmanship is all good material needs.

You could say we're obsessed about building furniture the proper way. To us, that means it's meticulously hand built using the most natural of materials. We don't take shortcuts, with our materials or our engineering. Our craftsmen are highly skilled and bring you the best of traditional cabinet making techniques. For instance, they make in-frame doors and carcass frames using mortise and tenon or dovetail joints, which takes exceptional skill and precision working. The end result? You get the best carpentry going, which will last the lifetime of the product.

Our attention to detail means you get the best of both worlds when it comes to getting a bathroom with traditional craftsmanship and modern finishes and fixtures. Our solid hardwood creations are coated in three layers of water resistant clear lacquer, inside and out. Not only does the lacquer bring out the beauty of the natural grain, it gives the material outstanding protection from the high levels of moisture in a bathroom. And we never skimp on up-to-date technology. All our hinge and draw systems feature the Blum® soft close mechanism so you get a silent, effortless closing action.

# HAND MADE IN SOLID WOOD

Warm, beautiful, elegant, understated, authentic. When it comes to a solid wood bathroom, the list of plus points just goes on. You can't go wrong, whatever your space. So go on, give your bathroom the natural makeover it deserves.

To find out more about how we make our solid wood furniture or for any other queries, please give us a call on 0115 714 8030.



## SOLID NATURAL STONE. DELICATELY HAND CARVED.

Like a diamond, natural stone is reassuringly enduring. No replica or resin mould can match the graceful veins and patterns of the real deal. Only the genuine article will do. So combine our real granite, marble and travertine with the skills of our master craftsmen, and you get a beautiful centrepiece that's made to last.

We know exceptional craftsmen make exceptional designs. And thanks to the expertise of our talented stonemasons, we can shape fabulous curves into our stone basins, which other bathroom companies wouldn't even attempt.

Our luxurious selection of washbasins and countertops are crafted from single blocks of granite, marble and travertine. And we mean crafted in the traditional sense. Unlike a stone composite or resin mix, natural stone can't be melted or moulded into shape on a production line. Our experienced artisans spend hours delicately carving our furniture into beautiful, yet functional pieces. So whichever basin you've got your heart set on, we have it individually hand shaped, and polished to perfection for you.

You can take your pick from three premium natural stones, with a range of colour combinations in beige travertine, glossy cream and matt black. You could go for a statement counter top basin or integrate the whole look with an inset basin. Or, inject some real character into your bathroom with an exclusive handmade natural-edge top in travertine.

So, is natural stone difficult to install and maintain? No, not when it comes from Stonearth. With us, you get flexibility unmatched by other companies. In other words, you can have your taps and basins exactly where you want them, not where we want to put them. That's the benefit of having a local workshop and dedicated technical design team to take care of it all before delivery. You tell us what you want and we'll produce a complimentary layout drawing to show you how all the components will work together, so there's no hassle on site. Then when you're happy with it, we'll hand finish it to your specification.

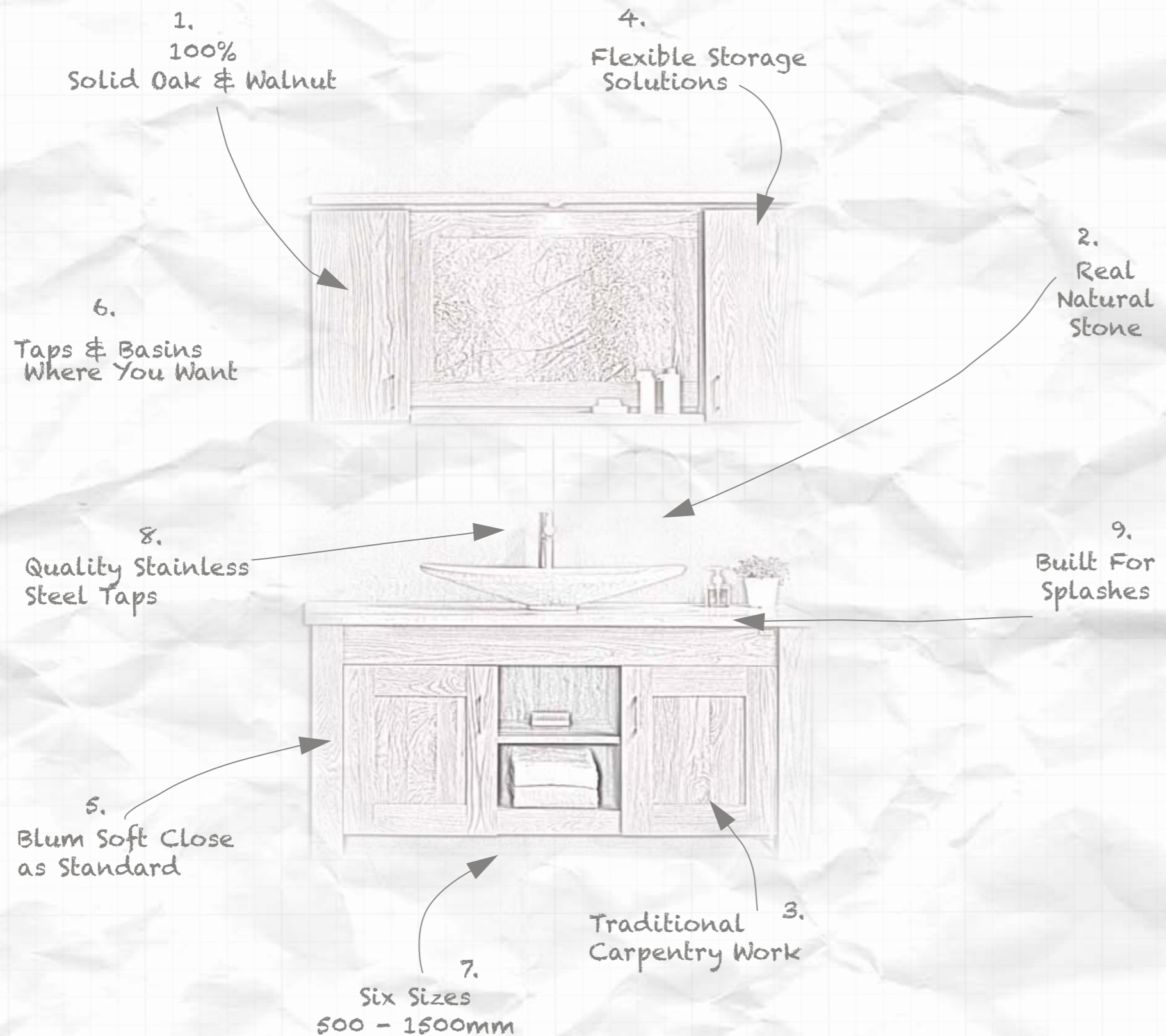
# REAL NATURAL STONE

All our natural stone surfaces are pre-treated with the leading Lithofin® Stain-stop impregnator, which is the best treatment going for stain protection. It makes the surfaces a cinch to clean, too, and only minimal maintenance is needed.



## WHY CHOOSE STONEARTH?

### 9 Great Reasons:



#### 1. 100% SOLID OAK & WALNUT

And we mean natural solid wood – outside, inside and everywhere in between. It's built to last because only the best will do.

#### 2. REAL NATURAL STONE

When it comes to our basins and baths, every piece is a one-off, expertly shaped and polished to perfection by our skilled stonemasons.

#### 3. TRADITIONAL CARPENTRY WORK

We frown upon flat-pack furniture. Proper mortise and tenon joints are a must. They're fiddly to make, but they're the strongest kind of joints and should go on and on.

#### 4. FLEXIBLE STORAGE SOLUTIONS

Clever storage solutions are a must in a well-designed bathroom. Built in cabinet storage? Tight wall space? Like the wall-hung look? Whatever you want, we've got it.

#### 5. BLUM SOFT CLOSE AS STANDARD

There are no noisy-closing drawers and banging doors on our watch. We insist on Blum Soft Close. They're the best on the market and don't make a sound.

#### 6. TAPS & BASINS WHERE YOU WANT

Most bathroom suppliers dictate what you can have where. We believe you should have what you want, so tap and waste holes can be tailored to your scheme at no extra cost.

#### 7. SIX SIZES 500MM – 1500MM

Family bathrooms. Cloakrooms. Double vanity basins. We've got them all covered. And because it's modular with many matching products, creating a natural-look is a cinch.

#### 8. QUALITY STAINLESS STEEL TAPS

Get the details right, get a quality look. Unlike more conventional brass and chrome materials, stainless steel doesn't contain lead and as a solid cast the tap will be longer lasting too.

#### 9. BUILT FOR SPLASHES

Splash away. We lacquer our wood and seal our stone giving them first-rate protection from humidity and staining.

**FINESSE P.14**



**FINESSE TALL P.26**



**PRESTIGE P.46**



**PRESTIGE PLUS P.52**



# FLOOR STANDING WASHSTANDS

# FINESSE

cabinet solid wood washstands  
for counter top basins



This timeless collection of solid wood cabinets is a firm favourite. The chunky wood design – complete with in-frame shaker style doors – has sleek clean lines and really gives bathrooms that natural look.

- Available in five sizes from 600mm to 1500mm width
- Choose from solid oak or walnut floor-standing cabinets
- Handmade by expert craftsmen using traditional carpentry skills
- Made to go with a counter-top and sit-on basin(s) which you'll find on page 84-93
- Complete the look from our range of coordinating mirrors and storage units on page 98-109
- Mix and match Finesse pieces with the entire Stonearth range – see our combination guide on page 130-137

## FINESSE - Cabinet Washstands for Counter Top Basins

Size	Cloakroom (WS725)	Small (WS724)	Medium (WS723)	Large (WS722-1 or 2)	XL (WS721)
Dimension with Top	600 W x 460 D x 730H	750 W x 460 D x 730 H	900 W x 560 D x 730 H	1200 W x 560 or 460 D x 730 H	1500 W x 560 D x 730 H
Washstand Only	560 W x 440 D x 700 H	710 W x 440 D x 700 H	860 W x 540 D x 700 H	1160 W x 540 or 440 D x 700 H	1460 W x 540 D x 700 H
Choice of Material					





- A. Karo basin – granite
- B. Granite top – medium
- C. Finesse washstand – medium walnut
- D. Mirror cabinet – cloakroom & mini walnut
- E. Standing storage cabinet – walnut





- A. Cyra basin – travertine
- B. Travertine top – large
- C. Finesse washstand – large oak
- D. Mirror cabinet – cloakroom oak
- E. Wall cabinet – mini oak x 2
- Standing storage drawer – oak
- G. Hali stainless steel high rise tap



- A. Turro basin - travertine
- B. Travertine top – cloakroom
- C. Finesse washstand – cloakroom walnut
- D. Mirror - small walnut
- E. Wall cabinet – mini walnut
- Shelf – XL walnut
- H. Toilet roll holder - stainless steel



- B. Granite top – large
- C. Finesse washstand – large walnut



A. Cyra basin – galala marble  
B. Galala marble top – XL  
C. Finesse washstand – XL oak  
D. Mirror – medium oak

E. Wall cabinet – mini oak x 2  
Shelf – medium oak  
Shelf – XL oak (as lighting pelmet)  
Standing storage cabinet – oak x 2  
G. Hali stainless steel high rise tap



A. Nova basin – galala marble x 2  
B. Galala marble top – XL



A. Cyra basin – galala marble  
B. Galala marble top – XL



**Flexible basin and tap layout**

Have your basins and taps exactly where you want them! We will drill the required holes into your natural stone tops as part of our complimentary design service. Because it's good not to have any restrictions.



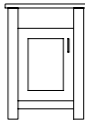
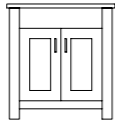
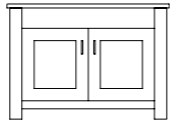
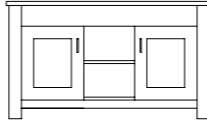





# FINESSE TALL

cabinet solid wood washstands  
for inset basins

The Finesse Tall range makes a fabulous style statement. The extra height means basins can be inset for an all-in-one integrated look. It gives your bathroom a beautiful clean finish. There's also ample storage space plus display shelves.

- Available in four sizes from 600mm to 1500mm width
- The unit is available in solid oak, and the 1500mm unit is also available in solid walnut
- Handmade by expert craftsmen using traditional carpentry skills
- Designed for a range of inset basins - choose your style from page 94-97
- Complete the look from our range of coordinating mirrors and storage units on page 99-109
- Mix and match Finesse Tall pieces with the entire Stonearth range – see our combination guide on page 130-137

## FINESSE TALL - Cabinet Washstands for Inset Basins

				
Size	Cloakroom (WS765-1 or 2)	Small (WS764-1 or 2)	Large (WS762-1 or 2)	XL (WS761)
Dimension with Top	600 W x 520 or 460 D x 850 H	800 W x 520 or 460 D x 850 H	1200 W x 580 or 460 D x 850 H	1500 W x 580 D x 850 H
Washstand Only	560 W x 500 or 440 D x 820 H	760 W x 500 or 440 D x 820 H	1160 W x 560 or 440 D x 820 H	1460 W x 560 D x 820 H
Choice of Material				 



- A. Vienna under-mounted basin – XL galala marble
- C. Finesse Tall washstand – XL walnut
- D. Mirror cabinet – small walnut x 2
- E. Standing storage cabinet – walnut x 2
- G. Hali stainless steel tap x 2



A. Vienna under-mounted basin – XL galala marble  
C. Finesse Tall washstand – XL walnut  
G. Hali stainless steel tap x 2





- A. Vienna under-mounted basin – XL travertine
- C. Finesse Tall washstand – XL oak
- D. Mirror – XL oak
- E. Shelf – XL oak
- Shelf - XL oak (as lighting pelmet)
- Standing storage cabinet – oak x 2
- G. Hali stainless steel tap x 2



**Soft-close technology as standard**  
 Have the best of both worlds with visible traditional craftsmanship and modern day fixings. All hinges and drawer mechanisms feature the Blum® soft close system for silent and effortless closing action. It's the details that count!



Vienna stone top to suit under-mounted ceramic basin



- A. Vienna stone top only - large galala marble  
(ceramic under-mounted basin supplied by others)
- C. Finesse Tall washstand – large oak
- D. Mirror cabinet – cloakroom oak
- E. Wall cabinet - mini oak x 2  
Shelf – cloakroom oak x 2
- F. Back to WC unit in oak with galala marble top  
Bath panel 1700 & 700 - oak
- G. Hali stainless steel tap
- H. Toilet roll holder - stainless steel  
Double glass tumbler with holder  
Single hook - stainless steel



- A. Vienna under-mounted basin - small galala marble
- C. Finesse Tall washstand – small oak
- D. Mirror cabinet – small oak
- E. Shelf – cloakroom oak
  - Wall hung drawer – medium oak
- G. Hali stainless steel tap



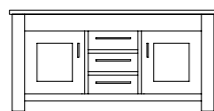
# INSPIRE

drawers solid wood washstands

To create a real focal point, go for our Inspire range. A lavishly large wood unit measuring 1.5 meters, it's perfect for his and hers basins. It's also ideal if you're going for a wow-factor statement basin. As well as a classy design, it really maximises storage space, so is a great option if you want to keep your bathroom clutter free.

- Available in one size in 1500mm width
- Choose from solid oak or walnut floor-standing cabinets
- Handmade by expert craftsmen using traditional carpentry skills
- Made to go with a counter-top and sit-on basin(s) which you'll find on page 84-93
- Complete the look from our range of coordinating mirrors and storage units on page 98-109
- Mix and match Inspire pieces with the entire Stonearth range – see our combination guide on page 130-137

## INSPIRE - Drawers Washstands for Counter Top Basins



Size  
Dimension with Top  
Washstand Only  
Choice of Material

XL (WS731)  
1500 W x 560 D x 730 H  
1460 W x 540 D x 700 H

OAK WAL




- A. Roma basin – granite x 2
- B. Granite top – XL
- C. Inspire washstand – XL walnut
- D. Mirror – XL walnut
- E. Shelf - XL walnut
- Shelf - XL walnut (as lighting pelmet)
- G. Hali stainless steel high rise tap x 2
- H. Double towel rail - stainless steel

A. Roma basin – granite  
B. Granite top  
G. Hali stainless steel high rise tap



A. Pebble basin – travertine  
B. Travertine top  
E. shelf – oak

A. Aston basin – galala marble  
B. Galala marble top  
G. Hali stainless steel high rise tap





- A. Aston basin – galala marble x 2
- B. Galala marble top – XL
- C. Inspire washstand – XL oak
- D. Mirror cabinet – cloakroom oak x 2
- E. Standing storage drawer – oak x 2
- G. Hali stainless steel high rise tap x 2
- H. Single towel rail - stainless steel



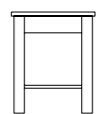
# PRESTIGE

open shelf solid wood washstands

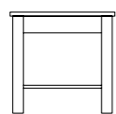
This natural oak furniture gives bathrooms a lovely warmth. A chic and timeless design, it's one of our modern classics. The open shelf solid wood washstands are perfectly proportioned and thanks to their fuss-free look, they help to create a really natural, airy space.

- Choose from five sizes from 600mm to 1500mm width
- Available in solid oak
- Handmade by expert craftsmen using traditional carpentry skills
- Made to go with a counter-top and sit-on basin(s) which you'll find on page 84-93
- Complete the look from our range of coordinating mirrors and storage units on page 98-109
- Mix and match Prestige pieces with the entire Stonearth range – see our combination guide on page 130-137

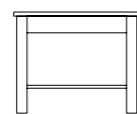
## PRESTIGE - Open Shelf Washstands



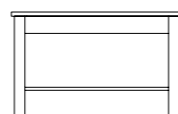
Cloakroom (WS715)  
600 W x 460 D x 730 H  
560 W x 420 D x 700 H




Small (WS714)  
750 W x 460 D x 730 H  
710 W x 420 D x 700 H



Medium (WS713)  
900 W x 560 D x 730 H  
860 W x 520 D x 700 H



Large (WS712)  
1200 W x 560 D x 730 H  
1160 W x 520 D x 700 H




XL (WS711)  
1500 W x 560 D x 730 H  
1460 W x 520 D x 700 H



Size  
Dimension with Top  
Washstand Only  
Choice of Material





- A. Mini Nova basin – travertine
- B. Travertine top – cloakroom
- C. Prestige washstand – cloakroom oak
- D. Mirror cabinet – cloakroom oak
- E. Shelf – mini oak x 3
- G. Hali stainless steel high rise tap



A. Cyra basin – granite



- A. Cyra basin - granite
- B. Granite top – large
- C. Prestige washstand – large oak
- D. Mirror – large oak
- H. Single hook- stainless steel

# PRESTIGE PLUS

open shelf solid wood washstands with drawers

If you want a bathroom that balances natural looks with modern style, our Prestige Plus range is perfect. The solid wood furniture has an attractive texture and appearance, great for creating a stylish focal point. They also come with a set of drawers which have dovetail joint detailing.

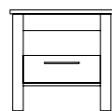
- Choose from five sizes from 600mm to 1500mm width
- Available in solid oak
- Soft-closing drawers with side dovetail joint detailing
- Handmade by expert craftsmen using traditional carpentry skills
- Made to go with a counter-top and sit-on basin(s) which you'll find on page 84-93
- Complete the look from our range of coordinating mirrors and storage units on page 98-109
- Mix and match Prestige Plus pieces with the entire Stonearth range – see our combination guide on page 130-137

## PRESTIGE PLUS - Open Shelf Washstand with Drawers

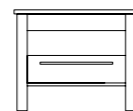


Size  
Dimension with Top  
Washstand Only  
Choice of Material

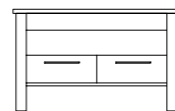
Cloakroom (WS715a)  
600 W x 460 D x 730 H  
560 W x 420 D x 700 H



Small (WS714a)  
750 W x 460 D x 730 H  
710 W x 420 D x 700 H



Medium (WS713a)  
900 W x 560 D x 730 H  
860 W x 520 D x 700 H



Large (WS712a)  
1200 W x 560 D x 730 H  
1160 W x 520 D x 700 H



XL (WS711a)  
1500 W x 560 D x 730 H  
1460 W x 520 D x 700 H





- A. Karo basin – galala marble
- B. Galala marble top – small
- C. Prestige Plus washstand – small oak
- D. Mirror cabinet – small oak
- E. Standing storage cabinet – oak
- H. Single hook – stainless steel



- A. Echo basin – travertine x 2
- B. Travertine top – XL with natural edge
- C. Prestige Plus washstand – XL oak
- D. Mirror cabinet – small oak x 2
- E. Standing storage cabinet – oak
- G. Hali stainless steel high rise tap x 2



A. Roma basin - galala marble  
B. Galala marble top



A. Echo basin - travertine  
B. Travertine top with natural edge

**Create your own style**

Mix and match solid wood base units with vanity tops and basins available in 4 premium natural stone materials. Or why not go for the exclusive hand finished natural-edge travertine top for added character?



**Durable finishes & easy maintenance**

Our solid hardwood creations are coated in 3 layers of water resistant clear lacquer both inside and out. This gives the natural material good protection from high moisture levels in the bathroom.

All natural stone surfaces are treated with the leading Lithofin® natural stone sealant for the best treatment against staining. This is what makes Stonearth bathrooms easy to maintain and long lasting.

- A. Pebble basin – travertine
- B. Travertine top – medium with natural edge
- C. Prestige Plus washstand – medium oak
- D. Mirror – medium oak
- E. Standing storage drawer – oak
- G. Hali stainless steel high rise tap





VENICE P.62



ENTICE P.72

## WALL HUNG WASHSTANDS




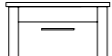







# VENICE

wall hung drawer solid wood washstands

This luxurious range has contemporary credentials, thanks to its balanced, streamlined design. The floating, wall-hung furniture gives bathrooms the ultimate wet-room look. And although the range is elegant and slim-line, it has deep drawers, so it really maxes out your storage space. Plus, our soft-close blum runners mean draws close softly and silently.

- Choose from three sizes from 600mm to 1200mm width
- Available in solid oak and walnut
- Generous-sized soft-close drawers
- Handmade by expert craftsmen using traditional carpentry skills
- Made for both counter-top and inset basins, which you'll find on page 84-97
- Complete the look from our range of coordinating mirrors and storage units on page 98-109
- Mix and match Venice pieces with the entire Stonearth range – see our combination guide on page 130-137

## VENICE - Wall Hung Drawer Washstands


			
Size	Cloakroom (WS755)	Small (WS754)	Large (WS752)
Dimension with Top	600 W x 460 D x 430 H	800 W x 460 D x 430 H	1200 W x 460 D x 430 H
Washstand Only	560 W x 440 D x 400 H	760 W x 440 D x 400 H	1160 W x 440 D x 400 H
Choice of Material	 	 	 





A. Miren basin – galala marble  
B. Galala marble top – large  
C. Venice washstand – large oak  
D. Mirror – large oak

E. Shelf – large oak  
Shelf – large oak (as lighting pelmet)  
Wall cabinet – mini oak x 2  
Wall hung drawer – small oak x 2  
Wall hung storage cabinet – oak x 2



- A. Pebble basin – travertine
- B. Travertine top - small for wall hung
- C. Venice washstand – small walnut
- D. Mirror cabinet – small walnut
- E. Wall hung storage cabinet – walnut x 2
- Shelf – medium walnut x 2
- Wall cabinet – mini plus walnut x 2




**Solutions for smaller spaces**

Create a sense of space with wall hung furniture options for a sleek floating look. Use a mixture of slim projection cabinets and shelving to provide plenty of storage for that uncluttered look. We have sizes to suit most bathroom projects, from cloakroom to double basin options.



A. Horizon inset basin – small galala marble  
 C. Venice washstand – small oak  
 D. Mirror – small oak

E. Shelf – small oak  
 Wall hung drawer – small oak  
 Wall cabinet – mini oak  
 Wall hung storage cabinet – oak  
 G. Hali stainless steel tap



**Visible handmade quality**  
 Because we're passionate about our quality handmade creations, and because the dovetail joint details are so good to look at, we thought we'd show them to you. We think you'll be impressed with the attention to detail. Dovetail joints are time consuming to make, but they're much stronger, so we think it's worth the effort. With your furniture arriving fully assembled and constructed using heavy-duty traditional mortise & tenon joinery, it's fuss-free and ready to install.





**Storage, storage, storage**

In your perfect bathroom, you shouldn't have to compromise on aesthetics or functionality, and with our versatile range of complementary mirror cabinets and storage solutions, you won't have to. The matching material and designs help you get the designer look effortlessly.



- A. Horizon inset basin – large double granite
- C. Venice washstand – large walnut
- D. Mirror cabinet – mini walnut x 2
- E. Shelf – large walnut
- Wall hung storage cabinet – walnut x 2



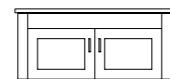
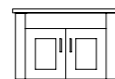
# ENTICE

wall hung cabinet solid wood  
washstands

For something sophisticated with a hint of glamour, there's our Entice range. The solid oak pieces are wall hung, so have a stunning floating effect, which gives your bathroom real wow-factor, as well as creating the illusion of more space.

- Choose from three sizes from 600mm to 1200mm width
- Available in solid oak
- Handmade by expert craftsmen using traditional carpentry skills
- Made for both counter-top and inset basins, which you'll find on page 84-97
- Complete the look from our range of coordinating mirrors and storage units on page 98-109
- Mix and match Entice pieces with the entire Stonearth range – see our combination guide on page 130-137

## ENTICE - Wall Hung Cabinet Washstands



Size  
Dimension with Top  
Washstand Only  
Choice of Material

Cloakroom (WS745-1 or 2)  
600 W x 520 or 460 D x 530 H  
560 W x 500 or 440 D x 500 H



Small (WS744-1 or 2)  
800 W x 520 or 460 D x 530 H  
760 W x 500 or 440 D x 500 H



Large (WS742-1 or 2)  
1200 W x 520 or 460 D x 530 H  
1160 W x 500 or 440 D x 500 H





- A. Mini Nova basin – travertine
- B. Travertine top – cloakroom
- C. Entice washstand – cloakroom oak
- D. Mirror cabinet – cloakroom oak
- E. Shelf – cloakroom oak
- Wall hung storage cabinet – oak
- G. Hali stainless steel high rise tap
- H. Double towel rail – stainless steel



**Robust Construction that is built to last**  
 Call us old fashioned, but we believe in building furniture using solid natural material the proper way. We don't use veneer. We use thick solid hardwood throughout the carcass, doors, shelves, and in all hidden places. The reason – because it's built to last and you can tell what quality is when you see it.



- A. Vienna under-mounted basin - small granite
- C. Entice washstand – small oak
- D. Mirror cabinet – small oak
- E. Wall cabinet – mini oak x 2
- G. Hali stainless steel tap
- H. Single hook – stainless steel
- Single towel rail – stainless steel

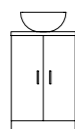
# PETITE WASHSTAND SETS



Kitting out a cloakroom, ensuite or smaller bathroom? With Stonearth, a smaller size space doesn't mean you have to compromise on quality or style. With its striking geometric shapes, this range is guaranteed to stand out from the usual 'small bathroom' crowd. Plus, you can pair up the washbasin and back to wall WC units to create even more space.

- 500mm width with a slim projection of 250mm to suit smaller bathrooms
- Available in a floor-standing cabinet to hide unsightly pipes or wall-hung for a sleek floating look
- Compatible with 2 choices of basins
- Complete the look from our range of coordinating mirrors and storage units on page 98-109
- Mix and match Petite Washstands pieces with the entire Stonearth range – see our combination guide on page 130-137

## PETITE - Cabinet Washstands with Counter Top Basin



Petite floor standing (WS781)  
500 W x 250 D x 760 H  
495 W x 245 D x 730 H



BT



Petite wall hung (CB915)  
500 W x 250 D x 530 H  
495 W x 245 D x 500 H



BT

Size  
Dimension with Top  
Washstand Only  
Choice of Material





- A. Mini nova basin - travertine
- B. Travertine top - petite
- C. Petite floor standing cabinet washstand - oak
- D. Mirror - small oak / Mirror cabinet - cloakroom oak
- E. Shelf - cloakroom oak x 2
- F. Back to WC unit in oak with travertine top
- G. Hali stainless steel high rise tap
- H. Frosted glass tumbler with holder
- Towel holder - stainless steel
- Toilet roll holder - stainless steel


TRAVERTINE BASINS P.88



MARBLE BASINS P.90





GRANITE BASINS P.92



INSET BASINS P.94



# BASINS IN NATURAL STONE



## COUNTER TOP & BASINS

You want a stunning art piece that's going to be a dramatic focal point, yet it needs to be functional and last the distance. Sculpting a natural stone basin takes experienced craftsmen extreme precision and expert skills. That's why we handcraft our elegant counter tops and basins from single blocks of natural stone, which are inspired by organic shapes for the ultimate natural look.

- We offer one of the widest range of natural stone statement basins on the market
- Handcrafted from single blocks of stone
- Choose from 10 counter-top basin designs and in four different materials
- Choose from three ranges of under-mounted or seamless inset basins in up to five sizes and in three different materials
- Available in three natural stone materials – beige travertine, Galala marble and black granite
- Mix and match counter tops and basins with the entire Stonearth range – see our combination guide on [page130-137](#)



# STONE COUNTER-TOPS

Available in black granite, beige travertine and galala marble  
 Stone counter-tops generally overhang the washstand by 20mm at the front and the 2 sides.  
 Complimentary Hole Drill Service: Standard size tap holes and waste holes can be drilled according to the positions of the taps and basins upon request.

**BG**  
Black granite



30mm thick, honed finished with chamfered edge

**GM**  
Galala marble



30mm thick, polished finished with chamfered edge

**BT**  
Beige travertine

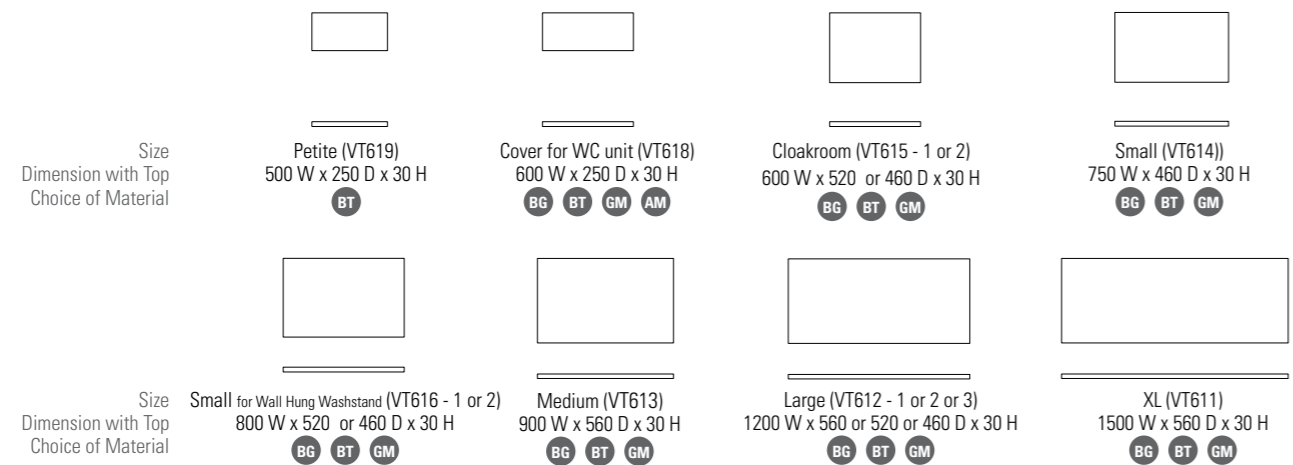


30mm thick, in vein cut and honed & filled finished with choice of chamfered edge



Natural rough edge (available in travertine only)

## STONE Counter Tops





# BEIGE TRAVERTINE BASINS

counter-top basins

BT  
Beige travertine



Product Code SB401-BT  
Product Name **Nova**  
Dimension Dia 405 x 155 H



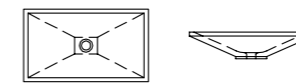
Product Code SB402-BT  
Product Name **Mini Nova**  
Dimension Dia 350 x 150 H



Product Code SB403-BT  
Product Name **Turro**  
Dimension Dia 420 x 155 H



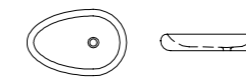
Product Code SB405-BT  
Product Name **Echo**  
Dimension Dia 405 x 155 H



Product Code SB408-BT  
Product Name **Karo**  
Dimension 600 W x 350 D x 130 H



Product Code SB411-BT  
Product Name **Cyra**  
Dimension 800 W x 360 D x 130 H



Product Code SB412-BT  
Product Name **Pebble**  
Dimension 600 W x 400 D x 100 H



Miren Marble Basin

# GALALA MARBLE BASINS

counter-top basins




Galala marble



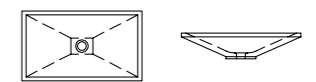
Product Code SB401-GM  
 Product Name **Nova**  
 Dimension Dia 405 x 155H



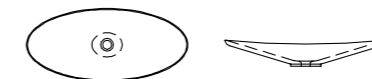
Product Code SB407-GM  
 Product Name **Roma**  
 Dimension Dia 405 x 160 H



Product Code SB410-GM  
 Product Name **Aston**  
 Dimension 460 W x 400 D x 120 H



Product Code SB408-GM  
 Product Name **Karo**  
 Dimension 600 W x 350 D x 130 H



Product Code SB411-GM  
 Product Name **Cyra**  
 Dimension 800 W x 360 D x 130 H



Product Code SB413-GM  
 Product Name **Miren**  
 Dimension 600 W x 380 D x 150 H

# BLACK GRANITE BASINS

counter-top basins

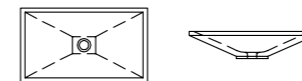
**BG**  
Black granite



Product Code SB401-BG  
Product Name **Nova**  
Dimension Dia 405 x 155 H



Product Code SB403-BG  
Product Name **Turro**  
Dimension Dia 420 x 155 H



Product Code SB408-BG  
Product Name **Karo**  
Dimension 600 W x 350 D x 130 H



Product Code SB407-BG  
Product Name **Roma**  
Dimension Dia 405 x 160 H



Product Code SB410-BG  
Product Name **Aston**  
Dimension 460 W x 400 D x 120 H



Product Code SB411-BG  
Product Name **Cyra**  
Dimension 800 W x 360 D x 130 H



# VIENNA BASINS

stone top with under-mounted basins

Available in black granite, beige travertine and galala marble

All tap holes can be drilled as to customer's specification

The Vienna basins are designed to be teamed with the Finesse Tall floor-standing washstand or Entice wall-hung washstand. See Product Combination guide on pg.134 for details.

BG

Black granite

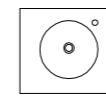
BT

Black travertine

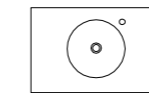
GM

Galala marble


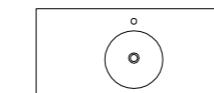
Product Code VT625  
 Product Name **Cloakroom**  
 Dimension 600 W x 520 D x 185 H



Product Code VT624  
 Product Name **Small**  
 Dimension 800 W x 520 D x 185 H



Product Code VT622-1 or 2  
 Product Name **Large**  
 Dimension 1200 W x 580 D x 185 H  
 1200 W x 520 D x 185 H



Product Code VT621  
 Product Name **Extra Large**  
 Dimension 1500 W x 580 D x 185 H





Horizon Black Granite Large Double Basin



# HORIZON BASINS

seamless rectangular stone inset basins

Available in black granite and galala marble

All tap holes can be drilled as to customer's specification

The Horizon basins are designed to be teamed with the Finesse Tall floor-standing washstand, Entice wall-hung washstand, or Venice wall-hung washstand. See Product Combination guide on pg.134 for details.

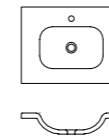
BG

Black granite

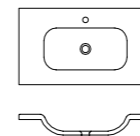
GM

Galala marble

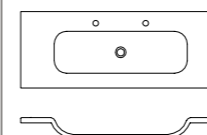
Product Code VT645  
Product Name **Cloakroom**  
Dimension 600 W x 460 D x 125 H



Product Code VT644  
Product Name **Small**  
Dimension 800 W x 460 D x 125 H



Product Code VT641  
Product Name **Large Double**  
Dimension 1200 W x 460 D x 125 H





# MIRROR CABINETS

solid wood mirror cabinets

Note: Cabinet doors have double-sided mirrors

OAK  
Oak  
WAL  
Walnut

Product Code CB912  
Product Name **Mini**  
Dimension 300 W x 150 D x 650 H



Product Code CB913  
Product Name **Cloakroom**  
Dimension 600 W x 150 D x 650 H



Product Code CB914  
Product Name **Small**  
Dimension 750 W x 150 D x 650 H





# MIRRORS

solid wood frame mirrors

Note: Mirrors are with bevelled edges

OAK  
Oak  
WAL  
Walnut

Product Code FM904  
Product Name **Small**  
Dimension 750 W x 600 H



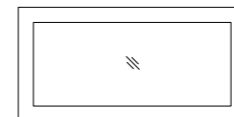
Product Code FM903  
Product Name **Medium**  
Dimension 900 W x 600 H



Product Code FM902  
Product Name **Large**  
Dimension 1200 W x 750 H



Product Code FM901  
Product Name **Extra Large**  
Dimension 1500 W x 750 H





# STORAGE SOLUTIONS

solid wood storage units

**OAK**  
Oak  
**WAL**  
Walnut



Product Code **CB911**  
Product Name **Wall Cabinet - Mini**  
Dimension 300 W x 150 D x 650 H



**WAL**  
Walnut



Product Code **CB915**  
Product Name **Wall Cabinet - Mini Plus**  
Dimension 490 W x 245 D x 500 H



**OAK**  
Oak

Product Code **WS772**  
Product Name **Standing Storage Drawer**  
Dimension 350 W x 350 D x 1200 H



**OAK**  
Oak  
**WAL**  
Walnut

Product Code **WS771**  
Product Name **Standing Storage Cabinet**  
Dimension 350 W x 350 D x 1750 H



**OAK**  
Oak  
**WAL**  
Walnut

Product Code **WS773**  
Product Name **Wall Hung Storage Cabinet**  
Dimension 350 W x 350 D x 1600 H



# SHELVES & STORAGE DRAWERS

solid wood shelves and drawers


(may also be used as lighting pelmets)  
NOTE: Stonearth do not supply lighting.  
Please consult your electrician or installer.  
Pictures below are suggestions only.

Product Code SH926  
Product Name **Mini**  
Dimension 300 W x 150 D x 30 H




**OAK**  
Oak  
**WAL**  
Walnut


SH925  
**Cloakroom**  
600 W x 150 D x 30 H




SH924  
**Small**  
750 W x 150 D x 30 H




SH923  
**Medium**  
900 W x 150 D x 30 H



SH922  
**Large**  
1200 W x 150 D x 30 H



SH921  
**Extra Large**  
1500 W x 150 D x 30 H




Product Code D715  
Product Name **Cloakroom**  
Dimension 406 W x 350 D x 200 H




**OAK**  
Oak

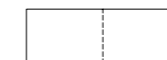
D714  
**Small**  
556 W x 350 D x 200 H



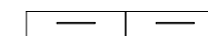

D713  
**Medium**  
706 W x 370 D x 200 H



D712  
**Large - double drawers**  
1006 W x 370 D x 200 H



D711  
**XL - double drawers**  
1306 W x 370 D x 200 H



Also designed to fit Prestige Plus washstands






# BACK TO WC WALL UNIT

in solid wood with stone top

Note: WC & Concealed Cistern not included

Product Code WC774  
 Product Name **Solid wood back to wall WC unit**  
 Dimension 600 W x 250 D x 850 H (incl. top)

OAK  
 WAL



GM

BG

BT

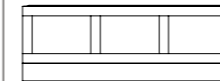
VT618  
**Stone top cover for WC unit**  
 600 W x 250 D x 30 H



# BATH PANELS

Product Code BP931  
 Product Name **Bath Front Panel 1700**  
 Dimension 1700 W x 460-590 H adjustable

OAK  
 WAL



BP932  
**Bath End Panel 700**  
 680 W x 460-590 H adjustable



BP933  
**Solid Corner Post (each)**  
 50 W x 50 D x 590 H



Note: Use corner posts to add length and/or width to bath panels.  
 Combination to suit baths with measurement of:  
 Length: 1700, 1750, 1800mm  
 Width: 700, 750, 800mm

BG Black granite BT Beige travertine GM Galala marble

OAK Oak WAL Walnut



- A. Vienna under-mounted basin – XL travertine
- C. Finesse Tall washstand – XL oak
- D. Mirror – XL oak
- E. Shelf – XL oak
- Standing storage cabinet
- F. Back to WC unit in oak with travertine top
- Travertine shower tray - double
- Travertine bath - luxury grand
- G. Hali stainless steel tap x 2
- Hali stainless steel dual head shower system
- 90mm shower waste - stainless steel
- H. Single hook - stainless steel
- Double glass tumbler with holder



# STONE BATHS

luxury hand-crafted baths in solid stone



Product Code	SB463-BT	SB462-BT	SB461-BT
Product Name	<b>Luxury Standard</b>	<b>Luxury Plus</b>	<b>Luxury Grand</b>
Dimension	1650 W x 950 D x 550 H	1750 W x 1000 D x 600 H	1950 W x 1100 D x 600 H

Note: The stone baths are handmade from single blocks of natural stone. Made to order in bespoke sizes and shapes. Available in a choice of natural stone material. Please ask for a bespoke quote.

# SHOWER TRAYS

shower trays in travertine

Product Code	SB452	SB451
Product Name	<b>Shower Tray Single</b>	<b>Shower Tray Double</b>
Dimension	900 W x 900 D x 50 H	1200 W x 800 D x 50 H

BG Black granite   
 BT Beige travertine   
 GM Galala marble

## STAY SAFE WITH STAINLESS STEEL

Water. It's as pure as it gets. So why compromise when it comes to the supply in your bathroom? You don't have to if you go for toxic-free stainless steel taps. They're not chemically treated and resist acid, alkali and corrosion, so they keep your water supply completely clean, safe and natural. It's long lasting too, with a usage life of over 50 years.

As well as protecting you and your family from harmful substances, brushed stainless steel gives your bathroom a sleek, quality look. You can take your pick from Stonearth ranges of toxic-free stainless steel taps, showers and bathroom accessories – all of which complement our natural bathrooms. They're the perfect finishing touch.



stonearth  
STAINLESS STEEL TAPS

# WHY CHOOSE STAINLESS STEEL?



CONVENTIONAL  
CHROME-PLATED BRASS TAPS

### THE SCIENCE BIT.....

#### SAFETY & WATER QUALITY

Our taps are free from heavy metals like lead, nickel and tin which means it's safer for all your family. This is why stainless steel is so widely used in the food and health industries.

#### HYGIENIC & EASY TO CLEAN

Our stainless steel taps are solid stainless steel throughout. It does not just rely on a coating and so the natural stain and corrosion resistant properties will last and last.

#### DURABILITY

Cleaning stainless steel is easy. Thanks to its unique surface, it has no pores or cracks to harbour dirt, grime or bacteria.

Most taps on the market are made from brass, an alloy of copper and zinc with a lead content of 2-8%, and often, toxic elements like arsenic. They leak harmful substances into your water supply and can be a health hazard.

Conventional taps are coated or 'plated' with a very thin layer of chrome and nickel on the surface to shine and protect. Once this coating is damaged the protection is compromised.

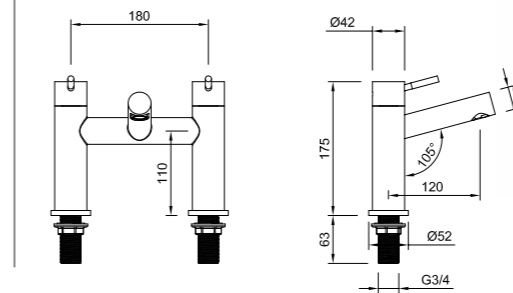
Taps that have plating may deteriorate or chip over time.



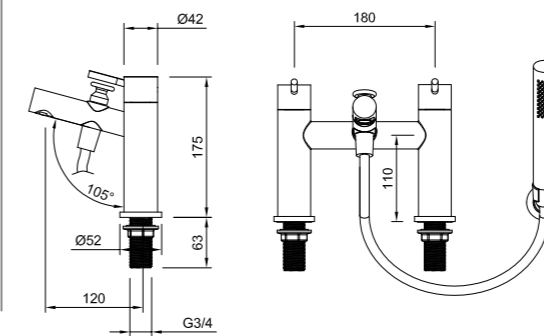


Hali stainless steel basin mixer

Product Code TP804  
 Product Name **Hali bath filler**  
 Minimum pressure 0.5 bar



Product Code TP805  
 Product Name **Hali bath filler with shower kit**  
 Minimum pressure 1 bar



**Hali** - circular taps in solid stainless steel

Product Code TP801  
 Product Name **Hali basin mixer**  
 Minimum pressure 0.5 bar

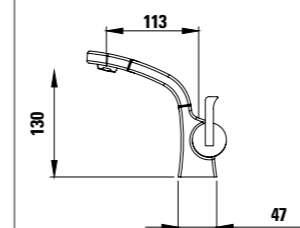


Product Code TP802  
 Product Name **Hali high-rise basin mixer**  
 Minimum pressure 0.5 bar



**Wave** - taps in solid stainless steel

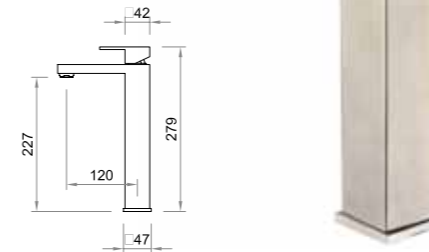
Product Code TP841  
 Product Name **Wave basin mixer**  
 Minimum pressure 0.5 bar



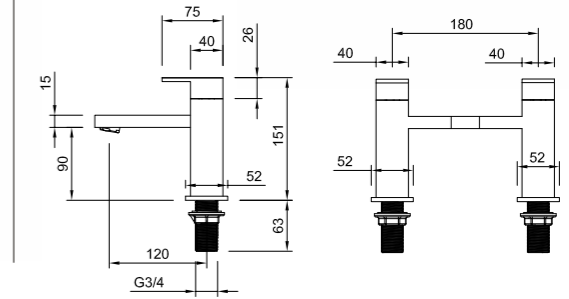


Metro stainless steel basin mixer

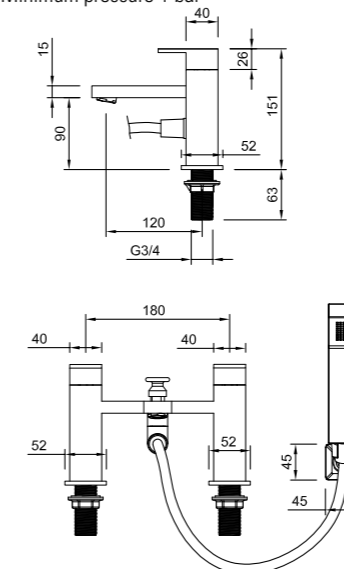
Product Code TP822  
 Product Name **Metro high-rise basin mixer**  
 Minimum pressure 0.5 bar



Product Code TP824  
 Product Name **Metro bath filler**  
 Minimum pressure 0.5 bar

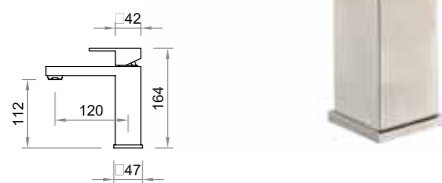


Product Code TP825  
 Product Name **Metro bath filler with shower kit**  
 Minimum pressure 1 bar

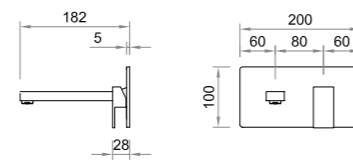


**Metro** - square taps in solid stainless steel

Product Code TP821  
 Product Name **Metro basin mixer**  
 Minimum pressure 0.5 bar

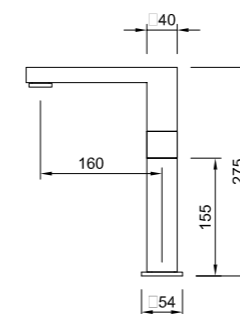


Product Code TP823  
 Product Name **Metro wall mounted tap**  
 Minimum pressure 0.5 bar



**Vogue** - tap in solid stainless steel

Product Code TP852  
 Product Name **Vogue high-rise basin mixer with swirl spout**  
 Minimum pressure 0.5 bar



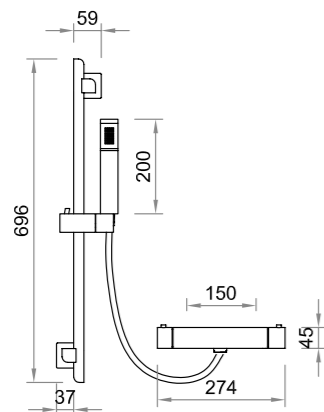
# SHOWER SYSTEMS

**Metro** - shower systems in solid stainless steel

Product Code  
Product Name

TP827

**Metro Thermostatic Shower.**  
thermostatic bar valve  
with slider rail kit  
Minimum pressure 2 bar

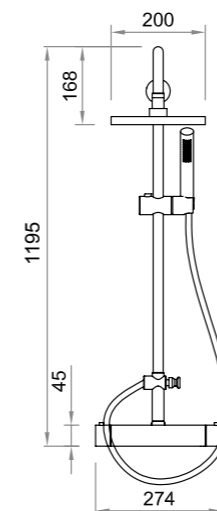


**Hali** - shower systems in solid stainless steel

Product Code  
Product Name

TP807

**Hali Thermostatic Shower.**  
Thermostatic bar valve with  
dual head shower system  
Minimum pressure 2 bar



# BATHROOM WASTES

in solid stainless steel

Product Code TP891  
Product Name **Basin pop-up waste** - unslotted  
(suitable for stone basins without overflow)



TP893  
**Bath pop-up waste**




TP892  
**Basin pop-up waste** - slotted  
(suitable for basins with overflow)



TP894  
**90mm shower waste**  
(suitable for Stonearth shower trays)



TP895  
**Bottle trap**



## STONEARTH STAINLESS STEEL TAPS

### BUILT TO LAST



Entire Stainless Steel Casting - not just a coating

CARTRIDGE - passed durability test 500,000 times

NEOPERL Aerator

Entire Stainless Steel Casting - no lead in contact with water



**WRAS**  
Water Regulations Authority Scheme

Information for Taps & Shower Products

10 Year Guarantee\*

\* All Stonearth taps and shower products, unless otherwise stated carry a 10-year guarantee against manufacturing defects on all products when used in normal domestic applications (excluding damage during fitting, misuse and inappropriate cleaning). Serviceable parts such as cartridges, shower hoses are guaranteed for 12 months. Stonearth bathroom accessories are guaranteed for 12 months. Care should be taken in hard water areas to ensure the cartridge is regularly cleaned.

Product Compatibility

Whilst the majority of Stonearth taps and shower products are compatible, care should be taken on product selection in terms of sizes and suitable water pressure prior to ordering to avoid installation issues. Suitable minimum water pressure for all taps and shower products have been indicated in the product information.

Cleaning & Maintenance

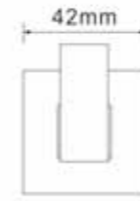
All Stonearth taps and shower products should only be cleaned with warm soapy water and polished with a clean, soft, dry cloth. When installing wall mounted products Stonearth strongly recommends making provisions for an in-wall access point, particularly when tiling, for maintenance purposes.



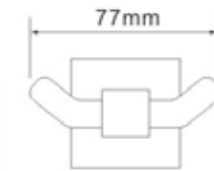
# BATHROOM ACCESSORIES

LUX - bathroom accessories in solid stainless steel and frosted glass

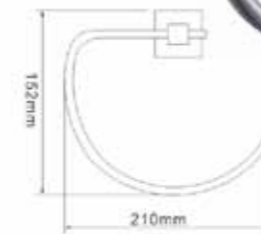
Product Code SS211  
Product Name **Single hook**



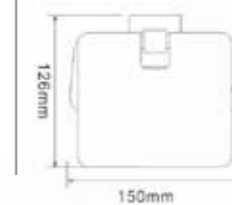
Product Code SS212  
Product Name **Double hook**



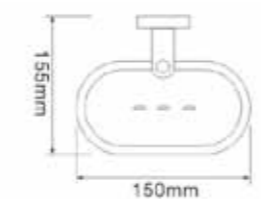
Product Code SS213  
Product Name **Towel Holder**



Product Code SS214  
Product Name **Toilet Roll Holder**



Product Code SS215  
Product Name **Soap Dish Holder**



**LUX** - bathroom accessories in solid stainless steel and frosted glass

Product Code SS216  
Product Name **Soap Dish Holder - frosted glass**



Product Code SS221  
Product Name **Single Towel Rail**



## Features & Benefits



### 100% solid wood

Natural material has that certain charm that we all crave, and that's why at Stonearth, we only use 100% oak and walnut to make your furniture. It might be a simple idea, but when we say we only use solid wood we mean solid wood- not oak 'finishes' or real wood veneer, or mostly solid wood. Let the inherent beauty, the unmistakable warmth, and the authentic knots and grain of wood speak for themselves. Solid wood brings with it an understated elegance, a confident presence that work well in almost any setting.



### Real natural stone

Real granite and marble bring elegance and sophistication into any space. The human eye can recognise the graceful asymmetric veins and patterns of a genuine stone that no replica or resin moulded alternative can match.

Our luxurious selection of washbasins and countertops are finished from single solid blocks of granite, marble and travertine. Natural stone cannot be moulded or be put through a production line, hence each and every piece is hand carved and polished to perfection. Our time-served stonemasons devote hours of delicate carving to bring you a stunning yet functional art piece to be enjoyed and admired.



### Design & craftsmanship

Excellent craftsmen make excellent designs. We are able to hand craft fabulous shapes to the stone and beautiful joinery details to the wood that many would not even attempt- thanks to our talented group of experienced carpenters and stone masons.

Stonearth designs reflect an appreciation for the dignity of natural materials, so product designs should not overpower the characters of the authentic material. Design at Stonearth is about a harmony of proportions and detailing that complement the natural charm of the material. Because good craftsmanship is all the good material needs!



### Handmade to last

Call us old fashioned, but we believe in building furniture using solid natural material the proper way. We're committed to not taking shortcuts in the engineering or the material and this means not using veneer. We use thick solid hardwood throughout the carcass, doors, shelves, and in all hidden places. We bring to you the best of traditional carpentry techniques by making up frames using mortise & tenon or dovetail joints. The reason – because they're the strongest kind of joints around and should last the lifetime of the product. And because you can tell what quality is when you see it.



### Durable finishes & easy maintenance

Our products are built for the splashes of a busy bathroom. We lacquer the wood and seal the stone to give them outstanding protection from humidity and staining. This is what makes Stonearth bathrooms easy to maintain and long-lasting.

Our solid hardwood creations are coated in layers of water resistant clear lacquer both inside and out. The lacquer brings out the beauty of the natural grain, and gives the natural material outstanding protection from the high moisture level in your bathroom. All natural stone surfaces are treated with the leading Lithofin® natural stone impregnator for the best treatment.



### Soft-close mechanism as standard

Have the best of both worlds with traditional craftsmanship and modern day fixings. All hinges and drawer mechanisms feature the Blum® soft close systems for silent and effortless closing action. It's the details that count!

## Features & Benefits



### The simple Modular System

We want you to feel at home in your bathroom. With a simple modular system, Stonearth empowers you to create a space that is entirely your own whilst retaining a natural vitality. Featuring an interchangeable modular collection that incorporates 8 washstand ranges, 13 basin designs, across 6 types of material and 7 popular sizes - the choice really is yours. The endless design combinations mean you can create a personal space that is as individual as you are. It really is as simple as ABC.

Our order form will guide you through the ordering process along with a few consideration pointers. To ensure that the products you select would work together as a set, our technical consultant will check them through for compatibility, so that you can let your creativity run free.



### Flexible basin and tap layout

There is no restriction to tap choices and layout as tap and drain holes are drilled to your specification. We produce a complimentary layout drawing with every order to ensure your choice of components work seamlessly together. Our design consultants are on hand to help you with any design or technical queries.



### Plenty of storage

In your dream bathroom you should not have to compromise on aesthetics or functionality, and with our versatile range of mirror cabinets and storage solutions, you won't have to! The matching material and designs help you get the designer look effortlessly.



### Solutions for smaller spaces

We have sizes to suit most bathroom projects, from cloakrooms to double basin options. Our Petite range on pages 78-81 are perfect for the en-suite and cloakrooms. Create a sense of space with wall hung furniture options for a sleek floating look. Use a mixture of slim projection cabinets and shelving to provide plenty of storage for that uncluttered look.



### Ready to install

With your furniture arriving fully assembled and constructed using heavy duty traditional mortise & tenon joinery, it's no fuss and ready to install. All units are supplied with handles. They are not pre-drilled so that you can decide how and where to have them. Thanks to our free tap & waste holes drill service, everything is taken care of before delivery.



### Guarantees- a peace of mind

Stonearth products are built to last. By combining the best of natural materials and craftsmanship, a Stonearth bathroom should serve you well for many years to come. We're confident you won't need it but all Stonearth furniture and basins come with a 3-year guarantee against manufacturing defects for peace of mind.

All Stonearth taps and shower products, unless otherwise stated carry a 10-year guarantee against manufacturing defects on all products when used in normal domestic applications (excluding damage during fitting, misuse and inappropriate cleaning). Serviceable parts such as cartridges, shower hoses are guaranteed for 12 months. Stonearth bathroom accessories are guaranteed for 12 months. Care should be taken in hard water areas to ensure the cartridge is regularly cleaned.

Please refer to our website for full details. As wood and stone are natural materials and inconsistencies in colour or changes over time are part of its natural beauty.

## OUR MATERIAL WORLD.

Every piece of bathroom furniture made from natural material is a little piece of nature. It's like bringing the best of the outdoors, indoors. That's what makes a Stonearth bathroom so special. To help you understand and appreciate the types of material we offer, here's the lowdown on our exceptional products. . .

## NATURAL WOOD

### OAK—AMERICAN WHITE OAK

Oak is an elegant timber that's full of character and never dates. It's got that lovely natural flowing swirly grain and a warm golden brown colour with minor variations. We work with this wonderful wood because of its lovely colouring and grain consistency. Our solid oak bathroom furniture is a firm favourite for good reasons.

### WALNUT—AMERICAN BLACK WALNUT

Reminiscent of rich dark chocolate with varied colour tones and a beautiful pronounced grain, walnut works exceptionally well in bathrooms. A medium density hardwood, it sometimes has distinct growth rings and knots. And thanks to its stability and durability, it's one of the most valuable and desirable sustainable timbers in North America. You can rely on the beautiful walnut to add a touch of luxury in your dream bathroom.

All our wood surfaces are protected with layers of water-resistant and maintenance-free clear lacquer. They are made for the splashes and moisture expected in busy bathrooms.

# THE NATURAL MATERIAL WOOD

AMERICAN  
WHITE OAK.

AMERICAN  
BLACK  
WALNUT.



## THE STONE ZONE.

### NATURAL STONE

We only select our natural stone blocks from first-class quarries around the world, which can demonstrate consistent high quality. Plus, each and every piece is unique thanks to the occurrence of natural minerals in the stone.

**BEIGE TRAVERTINE** in vein cut and a honed and filled finish

If you're looking for warm and inviting, travertine has a beige to light brown base colour that does the job brilliantly. The premium vein cut stone has a distinctive light to deep brown linear vein pattern with occasional non-structural fracture lines. You'll also see small characteristic voids on the surface of the stone which are filled and colour-matched with a mix of stone powder and resin.

If you like the rustic look, you can go for a natural rough edge with Travertine. The subtle, undulated surface is hand crafted for a remarkably authentic style.

**BLACK GRANITE** in a honed finish

The sleek black makes a bold statement of sophistication with clean lines and a matt honed finish. The consistently black to dark grey material is brought to life with characterful small round or irregular shaped silver or copper mineral deposits.

# THE NATURAL MATERIAL STONE

**GALALA MARBLE** in a polished finish

This attractive Egyptian cream marble has a hint of lovely golden amber colour. It's characterised by a threadlike asymmetric pattern that's beautifully delicate, but really distinguishing. Plus, it's infused with occasional rose or mocha veins and little crystallised clutters or pits that are filled on the surface. This elegantly complex marble is perfect for creating a unique look.

All our stone surfaces are pre-sealed with Lithofin® Stain-Stop impregnator for the best protection going.

**BEIGE  
TRAVERTINE.**



**BLACK  
GRANITE.**



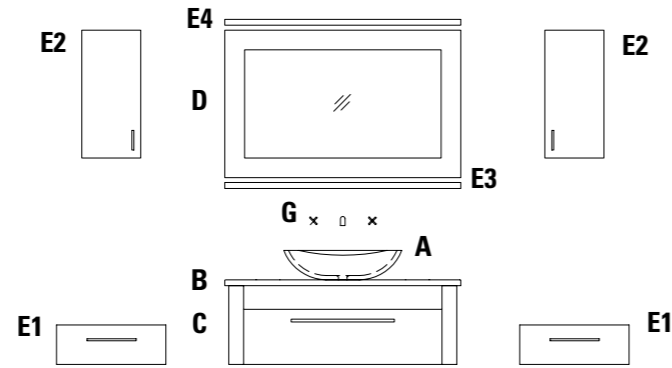
**GALALA  
MARBLE.**



# HOW TO ORDER GUIDE

## Stonearth modular bathroom furniture - ordering system

### Washstand with Counter-top Basin Sets



Mix and match using the modular system to create your dream bathroom.  
Please see Product combination Guide on pg.132-137 and the pricelist for the choices available.

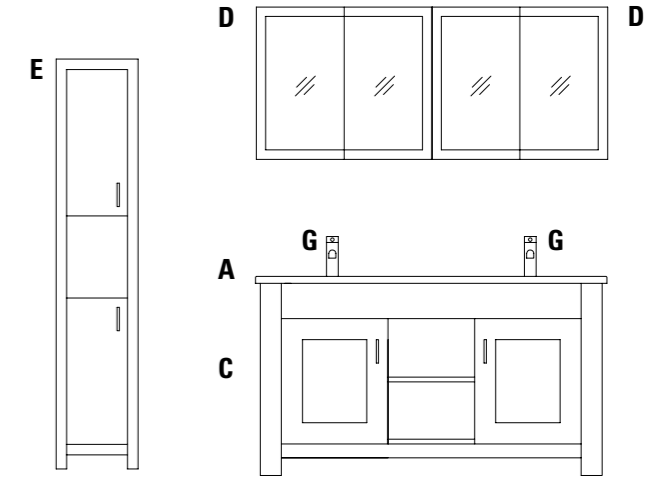
Example : Product name (code)

- |                |  |   |  |
|----------------|--|---|--|
| <b>A</b>       |  | <b>Choose a Stone counter-top basin</b><br>(see pg.88-93 and 132-133)   | Miren basin - galala marble (SB413GM)  |
| <b>B</b>       |  | <b>Choose a Stone counter-top *</b><br>(see pg.86-87 and 132-133)   | Galala marble top - large (VT612GM)  |
| <b>C</b>       |  | <b>Choose a Washstand</b><br>(see pg.132-133)   | Venice - large oak (WS752OAK)  |
| <b>D</b>       |  | <b>Choose a Mirror or mirror cabinet</b><br>(see pg.98-101 and 136)   | Mirror - large oak (FM902OAK)  |
| <b>E</b>       |  | <b>Maximise your storage space</b><br>E1 – Storage drawer<br>E2 – Wall cabinet<br>E3 – Shelf<br>E4 – Shelf as lighting pelmet<br>(see pg.102-105 and 136) | Wall hung drawer - Small oak x2 (D714OAK)<br>Wall cabinet - mini oak x2 (CB911OAK)<br>Shelf – large oak (SH922OAK)<br>Shelf – large oak (SH922OAK) |
| <b>F, G, H</b> |  | <b>Choose matching bathroom items, taps &amp; accessories</b><br>(see pg.106-123 and 137)   |  |

**Place the Order** - order forms are available at the back of the pricelist or on our website.  
Please contact us on 0115 714 8030 if you require assistance.  
A technical consultant will check the items for compatibility upon receipt of your order.

\* Complimentary tap & waste hole(s) drilling service - upon your approval of a tailor-made layout drawing

### Washstand with Inset Basin Sets



Mix and match using the modular system to create your dream bathroom.  
Please see Product combination Guide on pg.132-137 and the pricelist for the choices available.

Example : Product name (code)



- |                |  |   |   |
|----------------|--|---|---|
| <b>A</b>       |  | <b>Choose a Stone inset basin *</b><br>(see pg.94-97 and 134-135)                         | Vienna under - mounted basin - XL galala marble (VT621GM) |
| <b>C</b>       |  | <b>Choose a Washstand</b><br>(see pg.134-135)   | Finesse Tall washstand - XL walnut (WS761WAL)             |
| <b>D</b>       |  | <b>Choose a Mirror or mirror cabinet</b><br>(see pg.98-101 and 176)                       | Mirror cabinet - Small walnut (CB914WAL) x2               |
| <b>E</b>       |  | <b>Maximise your storage space</b><br>(see pg.102-105 and 136)                            | Standing storage cabinet - walnut (WS771WAL)              |
| <b>F, G, H</b> |  | <b>Choose matching bathroom items, taps &amp; accessories</b><br>(see pg.106-123 and 137) | Hali stainless steel x2                                   |

**Place the Order** - order forms are available at the back of the pricelist or on our website.  
Please contact us on 0115 714 8030 if you require assistance.  
A technical consultant will check the items for compatibility upon receipt of your order.

\* Complimentary tap hole(s) drilling service - upon your approval of a tailor-made layout drawing












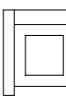



















# Stonearth - Product Combination Guide for Counter Top Ranges

## Counter-Top Basins

 Mini Nova (SB402) Dia 350 x 150 H BT	 Nova (SB401) Dia 405 x 155 H BG BT GM	 Echo (SB405) Dia 405 x 155 H BT	 Roma (SB407) Dia 405 x 160 H BT GM	 Turro (SB403) Dia 420 x 155 H BG BT	 Aston (SB410) 460 W x 400 D x 120 H BG GM	 Karo (SB408) 600 W x 350 D x 130 H BG BT GM	 Pebble (SB412) 600 W x 400 D x 100 H BT	 Miren (SB413) 600 W x 380 D x 150 H GM	 Cyra (SB411) 800 W x 360 D x 130 H BG BT GM
---	--	--	--	--	--	--	--	---	--

PETITE 500	CLOAKROOM 600	SMALL 750	SMALL 800 FOR WALL HUNG	MEDIUM 900	LARGE 1200	EXTRA LARGE 1500
------------	---------------	-----------	----------------------------	------------	------------	------------------

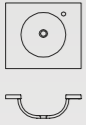
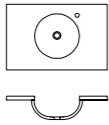
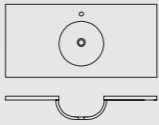
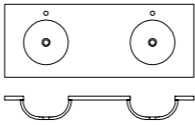

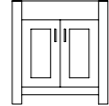
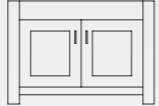
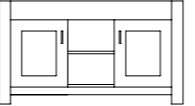

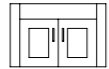

## Stone Counter-Tops\*


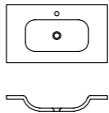
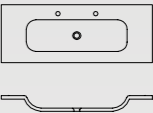
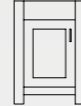

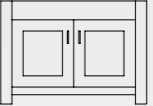

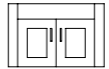


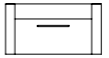

 Petite (VT619) 500 W x 250 D x 30 H BT	 Cloakroom (VT615 - 1 or 2) 600 W x 520 D x 30 H 600 W x 460 D x 30 H BG BT GM	 Small (VT614) 750 W x 460 D x 30 H BG BT GM	 Small for Wall Hung Washstand (VT616 - 1 or 2) 800 W x 520 D x 30 H 800 W x 460 D x 30 H BG BT GM	 Medium (VT613) 900 W x 560 D x 30 H BG BT GM	 Large (VT612 - 1 or 2 or 3) 1200 W x 560 D x 30 H 1200 W x 520 D x 30 H 1200 W x 460 D x 30 H BG BT GM	 XL (VT611) 1500 W x 560 D x 30 H BG BT GM
 Petite floor standing (WS781) 495 W x 245 D x 730 H OAK WAL	 Cloakroom (WS725) 560 W x 440 D x 700 H OAK WAL	 Small (WS724) 710 W x 440 D x 700 H OAK WAL	-	 Medium (WS723) 860 W x 540 D x 700 H OAK WAL	 Large (WS722-1) 1160 W x 540 D x 700 H OAK WAL	 XL (WS721) 1460 W x 540 D x 700 H OAK
-	-	-	-	-	-	 XL (WS731) 1460 W x 540 D x 700 H OAK WAL
-	 Cloakroom (WS715) 560 W x 420 D x 700 H OAK	 Small (WS714) 710 W x 420 D x 700 H OAK	-	 Medium (WS713) 860 W x 520 D x 700 H OAK	 Large (WS712) 1160 W x 520 D x 700 H OAK	 XL (WS711) 1460 W x 520 D x 700 H OAK
-	 Cloakroom (WS715a) 560 W x 420 D x 700 H OAK	 Small (WS714a) 710 W x 420 D x 700 H OAK	-	 Medium (WS713a) 860 W x 520 D x 700 H OAK	 Large (WS712a) 1160 W x 520 D x 700 H OAK	 XL (WS711a) 1460 W x 520 D x 700 H OAK
 Petite wall hung (CB915) 495 W x 245 D x 500 H WAL	 Cloakroom (WS745-1) 560 W x 500 D x 500 H OAK	-	 Small (WS744-1) 760 W x 500 D x 500 H OAK	-	 Large (WS742-1) 1160 W x 500 D x 500 H OAK	-
-	 Cloakroom (WS755) 560 W x 440 D x 400 H OAK WAL	-	 Small (WS754) 760 W x 440 D x 400 H OAK WAL	-	 Large (WS752) 1160 W x 440 D x 400 H OAK WAL	-

OAK Oak  
WAL Walnut  
BG Black granite  
BT Beige travertine  
GM Galala marble

\* All dimensions are in mm. The stone counter tops generally overhang the washstands by 20mm at the front and the 2 sides. Complimentary Hole Drill Service: Standard size tap holes and waste holes can be drilled according to the positions of the taps and basins upon request.

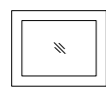
# Stonearth - Product Combination Guide for Inset Ranges

CLOAKROOM 600	SMALL 800	LARGE 1200	EXTRA LARGE 1500
<b>VIENNA - Stone Top with Under-mounted Basins</b>			
 <p>Cloakroom (VT625) 600 W x 520 D x 185 H Top 30mm thick BG BT GM</p>	 <p>Small (VT624) 800 W x 520 D x 185 H Top 30mm thick BG BT GM</p>	 <p>Large (VT622 1 &amp; 2) 1200 W x 580 D x 185 H 1200 W x 520 D x 185 H Top 30mm thick BG BT GM</p>	 <p>XL (VT621) 1500 W x 580 D x 185 H Top 30mm thick BG BT GM</p>
<b>FINESSE TALL - Floor Standing Cabinet Washstands</b>			
 <p>Cloakroom (WS765-1) 560 W x 500 D x 820 H OAK</p>	 <p>Small (WS764-1) 760 W x 500 D x 820 H OAK</p>	 <p>Large (WS762-1) 1160 W x 560 D x 820 H OAK</p>	 <p>XL (WS761) 1460 W x 560 D x 820 H OAK WAL</p>
<b>ENTICE - Wall Hung Cabinet Washstands</b>			
 <p>Cloakroom (WS745-1) 560 W x 500 D x 500 H OAK</p>	 <p>Small (WS744-1) 760 W x 500 D x 500 H OAK</p>	 <p>Large (WS742-1) 1160 W x 500 D x 500 H OAK</p>	-
<p><b>OAK</b> Oak      <b>WAL</b> Walnut  <b>BG</b> Black granite      <b>BT</b> Beige travertine      <b>GM</b> Galala marble</p>			

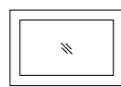
CLOAKROOM 600	SMALL 800	LARGE 1200
<b>HORIZON - Seamless Stone Inset Basins</b>		
 <p>Cloakroom (VT645) 600 W x 460 D x 125 H Top 30mm thick BG GM</p>	 <p>Small (VT644) 800 W x 460 D x 125 H Top 30mm thick BG GM</p>	 <p>Large (VT641) 1200 W x 460 D x 125 H Top 30mm thick BG GM</p>
<b>FINESSE TALL - Floor Standing Cabinet Washstands</b>		
 <p>Cloakroom (WS765-2) 560 W x 440 D x 820 H OAK</p>	 <p>Small (WS764-2) 760 W x 440 D x 820 H OAK</p>	 <p>Large (WS762-2) 1160 W x 440 D x 820 H OAK</p>
<b>ENTICE - Wall Hung Cabinet Washstands</b>		
 <p>Cloakroom (WS745-2) 560 W x 440 D x 500 H OAK</p>	 <p>Small (WS744-2) 760 W x 440 D x 500 H OAK</p>	 <p>Large (WS742-2) 1160 W x 440 D x 500 H OAK</p>
<b>VENICE - Wall Hung Drawer Washstands</b>		
 <p>Cloakroom (WS755) 560 W x 440 D x 400 H OAK WAL</p>	 <p>Small (WS754) 760 W x 440 D x 400 H OAK WAL</p>	 <p>Large (WS752) 1160 W x 440 D x 400 H OAK WAL</p>
<p>* All dimensions are in mm. The stone counter tops generally overhang the washstands by 20mm at the front and the 2 sides. Complimentary Hole Drill Service: Standard size tap holes can be drilled according to the positions of the taps upon request.</p>		

# Stonearth - Technical Info for Other Products

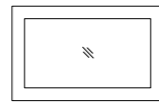
## Solid Wood Frame Mirrors



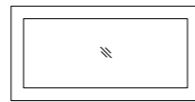
Small (FM904)  
750 W x 600 H  
OAK WAL



Medium (FM903)  
900 W x 600 H  
OAK WAL



Large (FM902)  
1200 W x 750 H  
OAK WAL



XL (FM901)  
1500 W x 750 H  
OAK WAL

Note: Mirrors are with bevelled edges

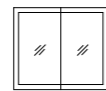
## Solid Wood Mirror Cabinets



Mini (CB912)  
300 W x 150 D x 650 H  
OAK WAL



Cloakroom (CB913)  
600 W x 150 D x 650 H  
OAK WAL



Small (CB914)  
750 W x 150 D x 650 H  
OAK WAL

Note: Cabinet doors have double-sided mirrors

## Solid Wood Storage Units



Mini wall cabinet (CB911)  
300 W x 150 D x 650 H  
OAK WAL



Mini plus wall cabinet (CB915)  
490 W x 245 D x 500 H  
WAL



Standing storage cabinet (WS771)  
350 W x 350 D x 1750 H  
OAK WAL



Standing storage drawer (WS772)  
350 W x 350 D x 1200 H  
OAK



Wall hung storage cabinet (WS773)  
350 W x 350 D x 1600 H  
OAK WAL

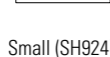

## Solid Wood Shelves





Mini (SH926)  
300 W x 150 D x 30 H  
OAK WAL



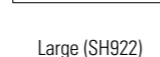

Cloakroom (SH925)  
600 W x 150 D x 30 H  
OAK WAL



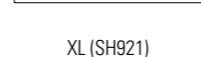

Small (SH924)  
750 W x 150 D x 30 H  
OAK WAL



Medium (SH923)  
900 W x 150 D x 30 H  
OAK WAL



Large (SH922)  
1200 W x 150 D x 30 H  
OAK WAL



XL (SH921)  
1500 W x 150 D x 30 H  
OAK WAL

## Solid Wood Wall Hung Drawers





Cloakroom (D715)  
406 W x 350 D x 200 H  
OAK





Small (D714)  
556 W x 350 D x 200 H  
OAK



Medium (D713)  
706 W x 370 D x 200 H  
OAK



Large (D712)  
1006 W x 370 D x 200 H  
OAK



XL (D711)  
1306 W x 370 D x 200 H  
OAK

Note: Also designed to fit Prestige plus washstand

OAK Oak

WAL Walnut

BG Black granite

BT Beige travertine

GM Galala marble

## Back to Wall WC Units

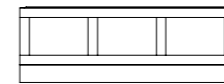


Stone top cover for WC unit (VT618)  
600 W x 250 D x 30 H  
BG BT GM



Back to wall WC unit (WC774)  
595 W x 245 D x 820 H  
OAK WAL

## Bath Panels



Bath Front Panel 1700 (BP931)  
1700 W x 460-590 H adjustable  
OAK WAL

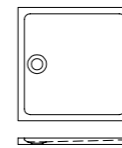


Bath End Panel 700 (BP932)  
680 W x 460-590 H adjustable  
OAK WAL

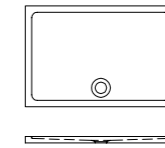


Solid Corner Post (BP933)  
50 W x 50 D x 590 H  
OAK WAL

## Travertine Shower Trays

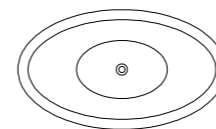


Shower Tray - Single (SB452)  
900 W x 900 D x 50 H  
BT

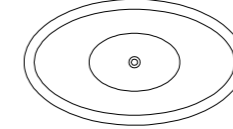


Shower Tray - Double (SB451)  
1200 W x 800 D x 50 H  
BT

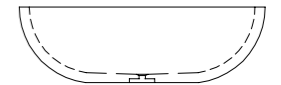
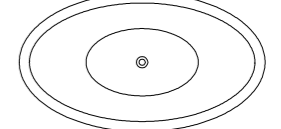
## Solid Stone Baths



Luxury Standard Stone Bath (SB463)  
1650 W x 950 D x 550 H  
BG BT GM



Luxury Plus Stone Bath (SB462)  
1750 W x 1000 D x 600 H  
BG BT GM



Luxury Grand Stone Bath (SB461)  
1950 W x 1100 D x 600 H  
BG BT GM

Note: The stone baths are handmade from single blocks of natural stone. Made to order in bespoke sizes and shapes. Available in a choice of natural stone material. Please ask for a bespoke quote.

[www.stonearth.co.uk](http://www.stonearth.co.uk)

Visit our website for more inspiration, to find your local retail specialist or order samples. For design advice, support and technical information, just give us a call on **0115 714 8030** and speak to the Stonearth team in person.

### Care and Maintenance

We build real pieces of furniture the proper way. We lacquer the wood and seal the stone, so it doesn't need much looking after. With simple care and maintenance it will be a source of pride for many years to come. Basic precautions will help keep your furniture looking good. For full details visit our website- [www.stonearth.co.uk](http://www.stonearth.co.uk).

As with all bathroom products it is important that your bathroom is well ventilated and any excessive water spillage is wiped away. For everyday cleaning use a damp soft cloth and mild soaps. Never use abrasive, acidic, bleach or solvent based cleaners.

### The Small Prints

This brochure supersedes all previous editions of the Stonearth bathroom collection with effect from the issue date of September 2015 until replaced by a new edition. Throughout this brochure all measurements are given in millimetres. All sizes quoted are nominal and must be checked against actual product. Every effort has been made to ensure the accuracy of all information in this publication. We reserve the right to amend details, descriptions and specifications given in this publication in the light of technical developments and availability of materials without prior notice. Whilst we endeavoured to maintain accuracy throughout this brochure all images are for illustration purposes and are subject to change. Colour reproduction is as accurate as the variables in photographic and printing process will allow. All terms and conditions are governed by the laws of England and Wales and each party submits to the jurisdiction of the English Courts.

Great care is taken to ensure that products are supplied to you in good condition. Your purchases should, however, be checked for manufacturing defects or damage once received and in any case before installation. We are unable to accept responsibility for any damages thereafter or have occurred as a result of installation. Guarantee information can be found on our website: [www.stonearth.co.uk](http://www.stonearth.co.uk)

### Natural Material

As wood and stone are natural material any inconsistencies in the colour or changes from batch to batch and over time are considered part of the appeal of using a natural material. You should expect a small amount of blemishes and markings which gives each piece its own individual character and uniqueness and is not a reflection of poor quality. Wood components will display natural grain and colour characteristics, travertine and other naturally occurring stone components will also display colour and vein variations. They may also vary from what is featured in showroom displays, samples and photographs. Stonearth products are hand-made and you should expect small variance in dimensions.

Copyright Stonearth Interiors Ltd. 2015.

Stonearth is a registered trademark of Stonearth Interiors Ltd. All copyrights are owned by Stonearth Interiors Ltd. No part of this publication may be reproduced or transmitted without the written permission of Stonearth.

oo  
**stonearth**  
natural bathrooms



[www.stonearth.co.uk](http://www.stonearth.co.uk)



CarbonNeutral.com  
DIP-SOR-422984/5/6





oo  
stonearth

OAK | WALNUT | TRAVERTINE | GRANITE | MARBLE | STAINLESS STEEL

**Stonearth Interiors Ltd**  
Unit 2, Centurion Way  
Riverside Business Park  
Nottingham, NG2 1RW, UK

info@stonearth.co.uk  
Tel: +44 (0) 115 714 8030  
Fax: +44 (0) 115 872 0554  
www.stonearth.co.uk

This brochure is the copyright of  
Stonearth Interiors Ltd 2015.